
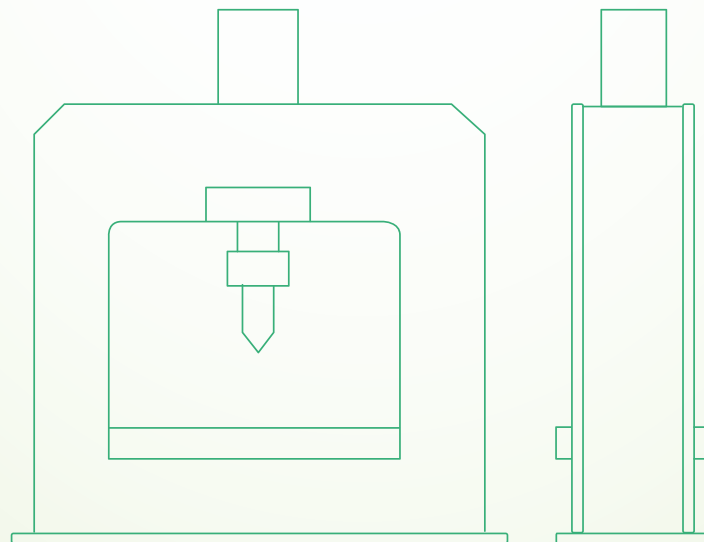


# HYDRAULIC CRUSHER




HP700-150T

A simple structure makes for  
maintenance free use.



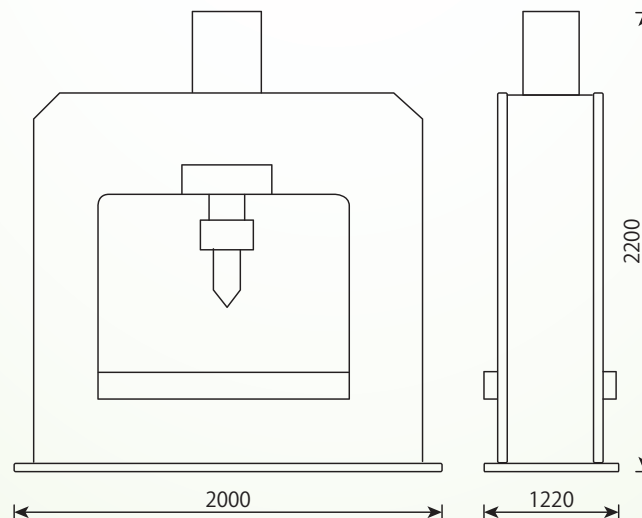
# A simple structure makes for maintenance free use.



- ▶ Strong, sharp cutting tooth with unbeaten longevity.
- ▶ Originally developed hydraulic technology reduces dangerous projectiles.
- ▶ Huge width accommodates large object crushing and the use large jigs.
- ▶ A rich variety of attachments and tools.

OVERALL WIDTH	HP700-150T
OVERALL HEIGHT	2,100mm
DEPTH	2,550mm
WORK TABLE	370mm
ROD DIAMETER	1,000×1,600 (mm)
DIAMETER (ROD)	180mm
STROKE	670mm
NORMAL OUTPUT	150ton=120ton 200ton=170ton
MOTOR	200 ton type = 11 kW × 6P ( normal ) A type = 5.5 kW × 6P ( normal ) AH type = 11 kW × 6P ( normal )
PRESSURE (Mpa)	Pressure Normal pressure 24MPa / High output 30MPa ( Speed roughly 1/10 when crushing )
OPERATION	Manual valve type ( hand valve ) Pushbutton type ( foot valve )
HYDRAULIC TANK VOLUME	150 ton type 160 L ( total oil volume 180 L ) 200 ton type 400 L ( total oil volume 400 L )

## DIMENSIONS



**Head Office**  
5-3 Bouyama, Hatsuka-cho,  
Nishio, Aichi 444-0316 JAPAN  
Tel: +81 563-59-1133 Fax: +81 563-59-1104

**Kira Plant**  
29 Nanatsuyama, Shimoyokosuka, Kira-cho, Nishio, Aichi  
444-0522 JAPAN  
Tel: +81 563-34-8080 Fax: +81 563-34-8081